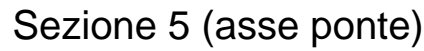


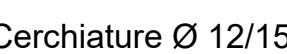
Scala 1:200



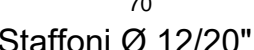
Scala 1:25



Scala 1:25



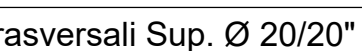
Scala 1:25



Scala 1:25

SOPRA LA QUOTA 144,90 m ARMARE COME MANUFATTO "A"

Scala 1:25




Scala 1:25



Scala 1:10



Doc. Ing. Marco Belicchi



PARTICOLARI COSTRUTTIVI

OTTOBRE
2016